



## Removal of natural organic matter from aqueous solutions by electrocoagulation

Masoomeh Askari<sup>1</sup>, Mahmood Alimohammadi<sup>2</sup>, Mohammad Hadi Dehghani<sup>2</sup>,  
Mohammad Mahdi Emamjomeh<sup>3</sup>, Shahrokh Nazmara<sup>2</sup>

1 Department of Environmental Engineering, Graduate School of the Environment and Energy, Islamic Azad University, Science and Research Branch, Tehran, Iran

2 Department of Environmental Health Engineering, School of Public Health, Tehran University of Medical Sciences, Tehran, Iran

3 Department of Environmental Health, School of Health, Qazvin University of Medical Sciences, Qazvin, Iran

### Original Article

#### Abstract

Natural organic matter (NOM) affects some qualitative parameters of water such as color. In addition, it can deteriorate the performance of water treatment process including coagulation, adsorption, and membranes. NOM also reacts with chlorine in the chlorination process and may form disinfection by-products. The present study was carried out in laboratory-scale in a batch system using a cylinder shape reactor with effective volume of 2 l. The initial NOM concentrations during the study period were 10, 25, and 50 mg/l. After specific time intervals, samples were taken from the reactor and filtered. Finally, the NOM removal according to total organic carbon (TOC) content of the samples that were analyzed with a TOC analyzer. The results showed that the highest NOM removal efficiency for three initial concentrations 10, 25, and 50 mg/l were 91, 94, and 82%, respectively. These removal efficiencies were obtained at pH 7, contact time of 20 min, and electrical current of 0.1 A. The electrical energy consumption was 0.08, 0.06, and 0.03 kWh/m<sup>3</sup>, respectively. In this study, the application of electrocoagulation (EC) treatment method using combined Al and Fe electrode was examined to remove NOM from aqueous solution. Based on the obtained results, the EC can be used as an effective method for removing NOM from aqueous solution.

**KEYWORDS:** Electrocoagulation, Natural Organic Matter, Bipolar and Monopolar, Aluminum, Iron

**Date of submission:** 15 Oct 2013, **Date of acceptance:** 18 Jan 2014

**Citation:** Askari M, Alimohammadi M, Dehghani MH, Emamjomeh MM, Nazmara Sh. **Removal of natural organic matter from aqueous solutions by electrocoagulation.** J Adv Environ Health Res 2014; 2(2): 91-100.

#### Introduction

In recent decades, due to the sever pollution of water resources such as rivers, seas, and reservoirs by wastewater from domestic, industrial, and agricultural sources, the concentration of water contaminants has increased dramatically. Among water pollutants, organic pollutants are important due to their high quantities and ranges in water resources, an elevated concentration, specific properties, and

incomplete removal by conventional water treatment plants.<sup>1</sup>

Natural organic matter (NOM) is a complex mixture of different organic compounds originating from both natural and anthropogenic sources and is present in all water bodies. Naturally available organic compounds provide the possibility of formation of new organic compounds in water treatment plant or distribution system due to their high reactivity.<sup>2</sup>

The presence of NOM not only affects some water quality parameters such as color,<sup>3</sup> but also interferes with the performance of treatment

#### Corresponding Author:

Mahmood Alimohammadi

Email: m\_alimohammadi@tums.ac.ir

processes such as coagulation,<sup>4</sup> adsorption,<sup>2</sup> and membranes.<sup>2,5</sup> It also has negative effects on the distribution system.<sup>6</sup> In addition, if chlorine is used in the disinfection process, NOM reacts with chlorine and may form disinfection by-products.<sup>7,8</sup>

There are many methods such as chemical coagulation and sedimentation, oxidation, adsorption, ion exchange, and filtration using various membranes to remove NOM from aqueous environments.<sup>9</sup>

Electrocoagulation (EC) process is an environmentally-friendly method and in terms of operational cost, it can compete with other treatment methods. This method has some advantages: no need for chemicals addition;<sup>10</sup> requires simple equipment and less space for installation; simple operation;<sup>11</sup> faster and more effective separation of the pollutants than chemical coagulation; no need for pH adjustment; low retention time (high velocity for pollutants removal). Furthermore, it produces sludge with low water content in comparison with chemical coagulation,<sup>12</sup> and the produced sludge tends to settle easily. In addition, this process has lower effluent total dissolved solids compared with chemical treatment methods, and

can remove the smallest colloidal particles.<sup>13,14</sup>

EC is based on the in situ formation of metallic hydroxides coagulants for removing of pollutants from aqueous medium. This can be achieved by establishing an electrical current between the electrodes. Subsequently, the sacrificial anode corrodes due to the applied current while the simultaneous evolution of hydrogen at the cathode allows for pollutant removal by flotation.<sup>15</sup>

Thus, in the present study, based on EC advantages, the application of an EC treatment technique using combined iron and aluminum electrodes was studied at laboratory scale to remove NOM compounds from the aqueous solutions.

## Materials and Methods

In this experimental study, which was based on the treatment system setup, the performance of the EC for the removal of NOM from aqueous solution was investigated at laboratory scale in a batch system. The humic acid used in this study was purchased from across company, Germany, and used as a representative of NOM figure 1. The humic acid had a powdered appearance, and its composition was as humic acid salt 55%.

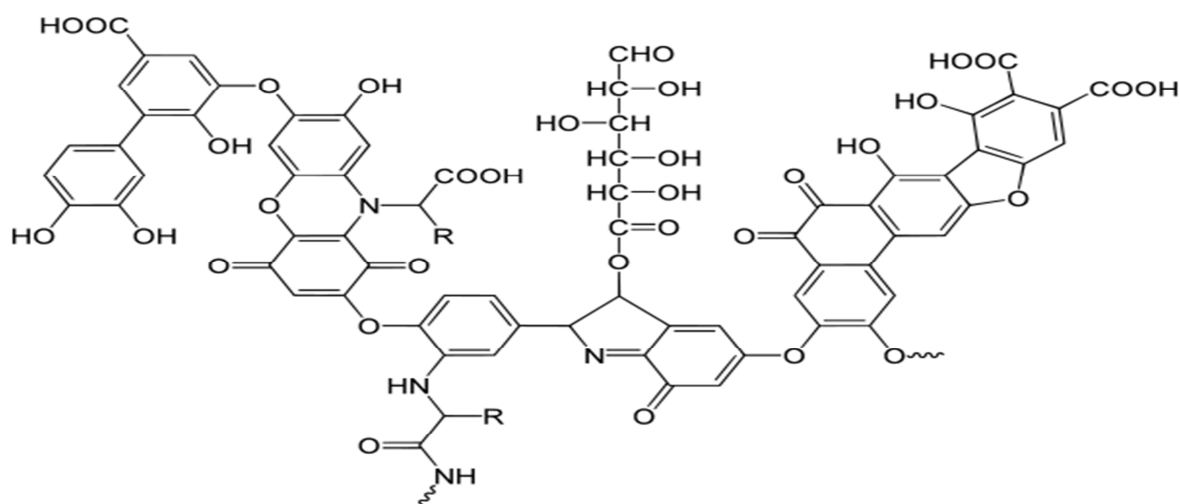


Figure 1. The proposed model for humic acid structure

1 N NaOH or 1 N HCl was used to adjust pH of the samples. The total organic carbon (TOC) of samples was measured before and after of each experimental run using a TOC analyzers of TOC-VCSH (Shimadzu, Japan). pH of The samples, and applied voltage and current were measure using a pH meter (Metrohm) and an amperemeter (Sunwa), respectively.

In addition, electrical conductivity and turbidity of the samples were measured using a conductivity-meter and a turbidity-meter (HACH) before and after the EC treatment, respectively. A cylindrical shape reactor with effective volume of 2 lit was used to conduct the experiments. Four metal plates (2 anodes and 2 cathodes), which made of aluminum and iron were used as the electrodes. The dimensions of each electrode and the distance between the electrodes within the reactor were 110 × 110 mm and 0.5 cm, respectively.

The synthetic samples with the initial NOM concentrations of 10, 25, and 50 mg/l were prepared by dissolving the desired amount of humic acid in deionized water. In each run, the reactor was fed up with 1.250 L of these prepared samples. Initial pH of the samples was

adjusted to 3, 7, and 10. The samples then were put into the reactor (equipped with aluminum and iron electrodes). The electrodes were connected as bipolar and monopolar to a direct current power supply using a wire (Figure 2a and b).

A magnetic stirrer was used to mix the solution within the reactor during the treatment. When the predetermined time for the treatment (5, 10, 15, and 20) was up, the samples were taken about 25 cc from the reactor. After settling time, the samples were filtered through a 0.45 pore size filter and analyzed. It is worth noting that all the tests were performed in duplicate, and the average value is reported in this study. After each experiment run, the electrodes were washed for 30 min with HCl 5%V and then washed with deionized water. The EC electrical energy consumption was calculated using equation 1 as follows:

$$E = U.I.t/V$$

Where E is the consumed electrical energy (kWh), U is the applied potential (V), I is the operating current in ampere (A) and t is the treatment or reaction time (h.), and V is the volume of the solution (L).

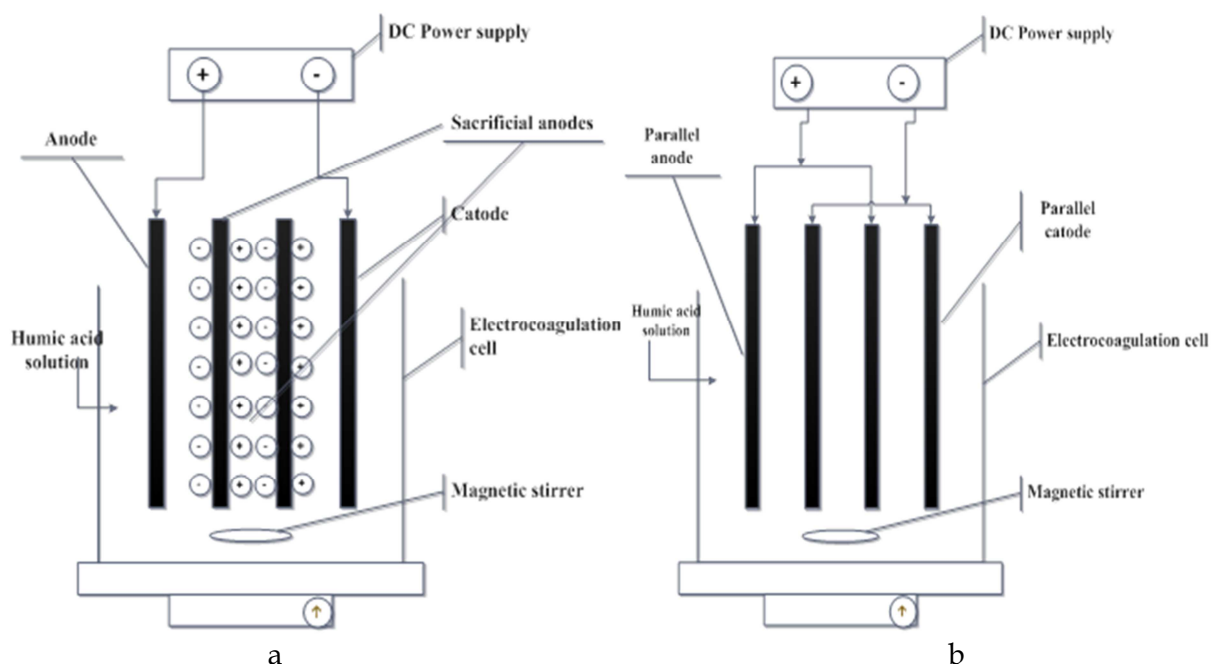


Figure 2. The electrodes arrangement inside the reactor: bipolar (a) and monopolar (b)

## Results and Discussion

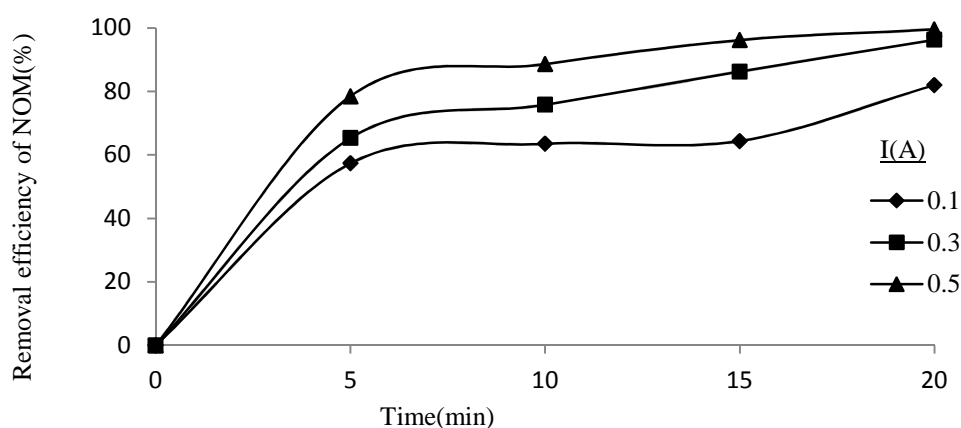
### Effect of reaction time on NOM removal

The conditions for all the experiments were the same. The experiments were carried out by multiplying the variables of each parameter to the variables of the other parameters. However, due to the large volume of data and impossibility to present a complete list of them, first, we obtained the optimum current, and then the relationship between the pH changes, and NOM removal was investigated at the optimum current. The effects of the other variables on NOM removal were investigated at optimum current and pH. Figure 3 shows the effects of electrical current and reaction time on the performance of EC for the removal of NOM at neutral pH and the highest NOM concentration.

As shown in figure 3, NOM removal efficiencies increased with increase in the reaction time. For example, at the applied current of 0.1, 0.3, and 0.5 ampere and reaction time of 20 min, NOM removal efficiencies were 82, 98, and 100%, respectively.

Reaction or treatment time is an important parameter in investigating any removal process, because it could decrease economic costs as well

as will increase the applicability of the process.<sup>15</sup> Koparal et al. investigated the removal of humic acid by an EC process and reported that with increasing the reaction time and the energy consumption, the generation of suspended matter and removal efficiency increased until a certain time; afterwards the removal efficiency and suspended particle growth decreased.<sup>16</sup> Tezcan et al. evaluated the performance of the EC to treat the wastewater from a vegetable oil factory. The author stated that chemical oxygen demand removal efficiency was 98.9% for a reaction time of 90 min.<sup>13</sup> In the present study, NOM removal efficiency increased with increase in reaction time. The reason for this increase is the low production of aluminum and iron ions at the anode and hydroxide ions and hydrogen gas at the cathode during initial minutes of the reaction. Therefore, the formation of iron and aluminum hydroxides ions decreases because of a low contact between the metal ions formed at the anode and the hydroxides ions formed at the cathode. Consequently, the production of flocs and removal efficiency is low. With the increase in contact time, the concentration of iron and aluminum ions formed in the solution as well as the amount of hydroxides ions increases; thus,



**Figure 3.** The relationships between natural organic matter (NOM) removal efficiencies with the current changes and reaction time (conditions: neutral pH, initial NOM concentration of 50 mg/l)

the possibility of floc formation and removal efficiency increases.<sup>17</sup> Iron and aluminum hydroxide ions formed by cathodic and anodic reactions remove undesirable contaminants in the solution either by surface complexation and electrostatic attraction mechanisms or during the precipitation of heavy iron and aluminum hydroxides. Finally, organic matter physically removes by sweeping flocculation mechanism.<sup>18</sup>

### Effect of pH on NOM removal

By considering significant effect of initial pH on NOM removal for an EC treatment and because at the reaction time of 20 min and the highest NOM concentration the removal efficiency of NOM was more than 50%, the applied current of 0.1 was selected as the optimum current for next experiments, the effects of pH changes and initial concentration were evaluated at this current.

For initial NOM concentration of 10 mg/l and reaction time of 20 min, NOM removal efficiencies were 88, 91, and 19 % for pH 3, 7, and 10, respectively (Figure 4a).

Figure 4b shows the associations between NOM removal and pH variations at optimum current and initial NOM concentration of 25 mg/l. It is apparent can be seen that NOM removal efficiencies for the EC process at pH 3, 7, and 10 were 87, 94, and 14 %, respectively.

NOM removal efficiencies for the initial NOM concentration of 50 mg/l at pH values of 3, 7, and 10 were 89, 82, and 10 %, respectively (Figure 4c).

The effect of initial pH can be attributed to the solubility of metal hydroxides formed in the solution.<sup>19</sup> In our study, which iron and aluminum electrodes were used together as the electrodes, pH 7 was obtained as the optimum pH because of the presence of insoluble  $\text{Al(OH)}_{3(s)}$  and  $\text{Fe(OH)}_{3(s)}$  and their high ability in removing NOM from the solution. In a study conducted by Ghernaout et al., the removal of humic acid was investigated by using an EC process. The authors stated that at pH 7, Al

$\text{(OH)}_{3(s)}$  species was predominant in the solution and due to its insoluble nature, humic acid removal efficiency increased at this pH. In addition, at pH 7, when using iron electrodes, insoluble  $\text{Fe(OH)}_{2(s)}$  and  $\text{Fe(OH)}_{3(s)}$  were both present in the solution.<sup>20</sup>

Therefore, the presence of these species particularly  $\text{Fe(OH)}_{3(s)}$  accelerates humic acid removal.<sup>20</sup> Chou et al. performed a study to remove TOC from the aqueous solutions by an EC treatment process. They reported that at the pH of 3 when aluminum plates were used as the electrodes, TOC removal efficiency was very low because of the presence of the insoluble species of  $\text{Al(OH)}^{2+}$ ,  $\text{Al(OH)}_{3(aq)}$ , and  $\text{AlO}^+$  in the solution. In addition, it was stated that  $\text{Al(OH)}^{4-}$  ion was the predominant species at the pH of 10; and, therefore, due to its high solubility and having negative charge were not able to remove NOM loads.<sup>21</sup> The other conducted studies have also indicated that in the EC treatment when using iron electrodes, at the pH of 9,  $\text{Fe(OH)}^{4-}$  were dominantly present in the solutions compared with other iron hydroxides; thus, the removal efficiencies of the pollutants decreased in this pH value.<sup>14,22-25</sup>

Ho et al.<sup>26</sup> used iron electrodes to remove humic acid from the aqueous solutions. They reported that the optimum pH range for those electrodes was 2-6. The authors attributed this phenomenon to elevated concentrations of insoluble trivalent iron hydroxides species in the solution and their high capability to remove organic compounds using adsorption process. In another study, Heidmann et al.<sup>27</sup> investigated the performance of the EC system with Fe- and Al-electrodes for removal of Ni, Cu and Cr from a galvanic wastewater, and the highest removal efficiency was achieved at the pH values higher than 5.

### Effect on initial NOM concentration on NOM removal efficiency

NOM removal efficiencies at initial NOM concentrations of 10, 25, and 50 mg/l for optimum condition are depicted in figure 5.

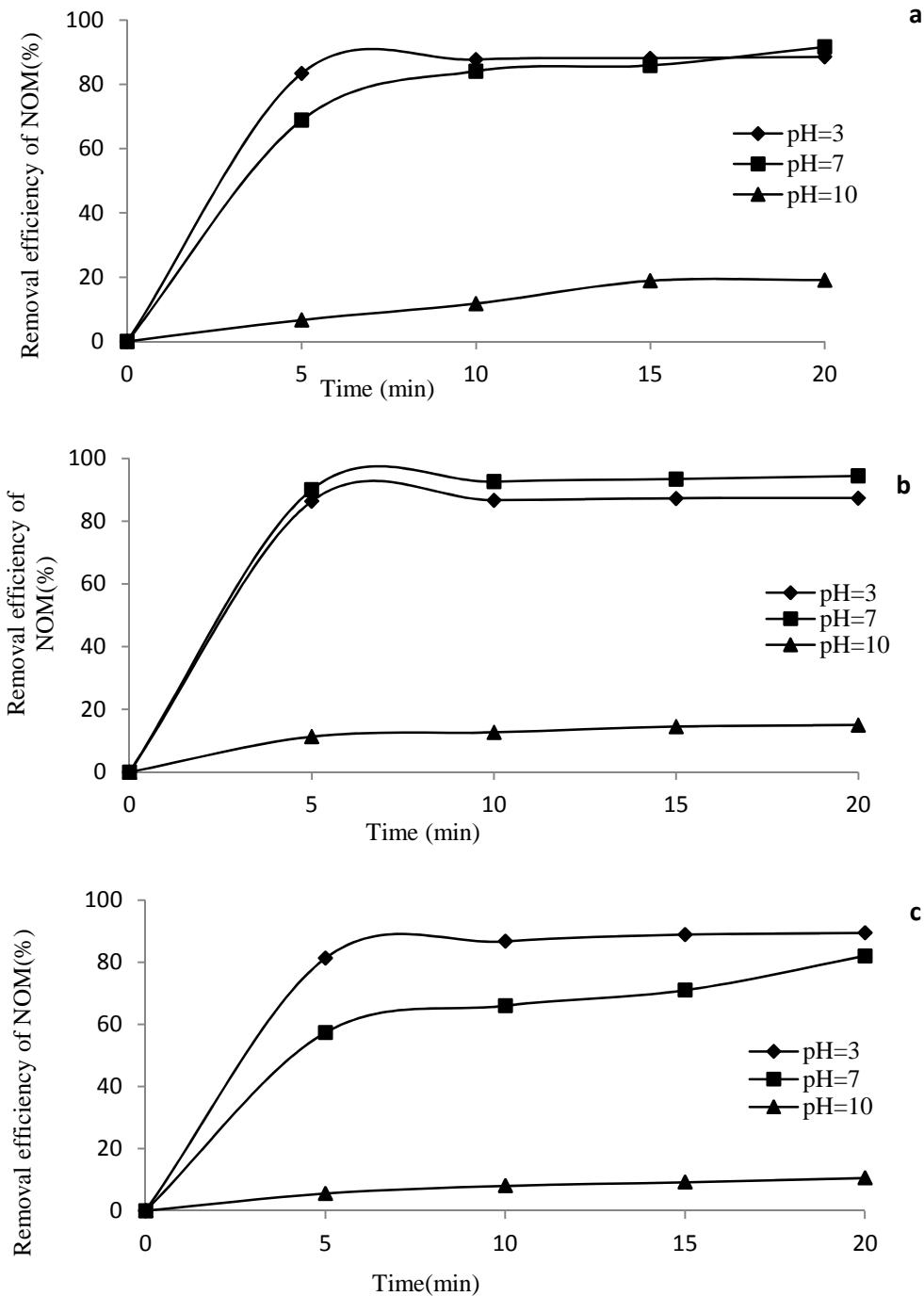


Figure 4. a: The effect of initial pH on natural organic matter (NOM) removal efficiency as a function of reaction time (condition: the applied current = 0.1 A, NOM concentration = 10 mg/l); b: The effect of initial pH on NOM removal efficiency as a function of reaction time (condition: the applied current = 0.1 A, NOM concentration = 25 mg/l); c: The effect of initial pH on NOM removal efficiency as a function of reaction time (condition: the applied current= 0.1 A, NOM concentration= 50 mg/l)

As shown in the figure at initial pH of 7 and reaction time of 20 min, for initial NOM concentrations of 10 mg/l (EC 279  $\mu\text{s}/\text{cm}$ ) and 25 mg/l (EC 417  $\mu\text{s}/\text{cm}$ ), NOM removal efficiency were about 88% and 92%, respectively. The corresponding value for NOM concentration of 50 mg/l (EC 808  $\mu\text{s}/\text{cm}$ ) was 82%.

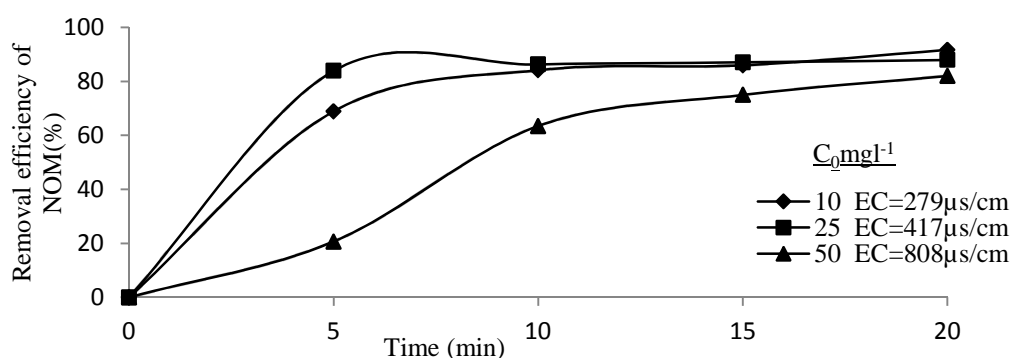
The results of the present study indicated that NOM removal efficiency decreased with increase in the initial NOM concentration. Indeed, more coagulant agents are needed when initial NOM concentration increases. Since the limited iron and aluminum ions are produced at a constant current and reaction time, the removal efficiency decreases as initial concentration increases.<sup>28</sup> In this study, as NOM concentration increased, NOM removal efficiency decreased. The results of this study are consistent with the results

obtained from the study of Gomes et al.<sup>29</sup> in which an EC process using a combination of iron and aluminum electrodes was evaluated to remove arsenic pollutant.

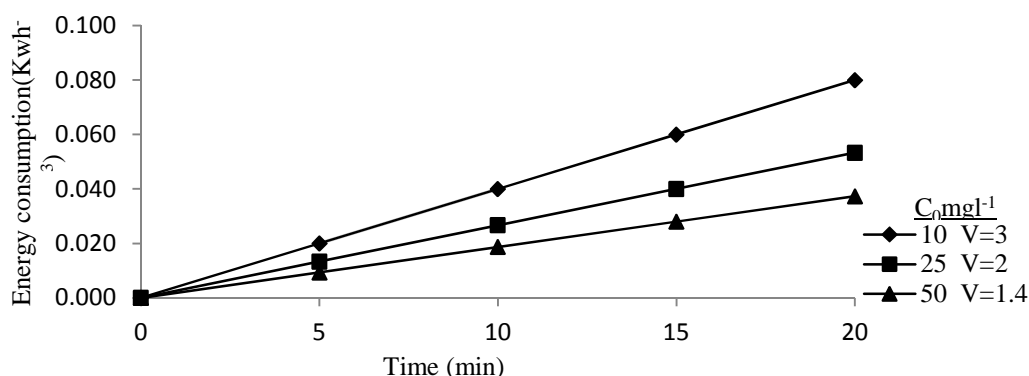
#### Effect of initial NOM concentration on energy consumption

As shown in figure 6, the maximum electrical energy consumption at optimum condition was observed for initial NOM concentration of 10 mg/l with the value of 0.08 kWh/m<sup>3</sup> of the solution. The consumed voltage for this concentration was 3 V. The minimum electrical energy consumption was detected for initial concentration of 50 mg/l with the value of 0.037 kWh/m<sup>3</sup> of the solution.

Electrical conductivity depends on the initial concentration of organic compounds.<sup>23,30</sup>



**Figure 5.** The effect of initial natural organic matter (NOM) concentration on NOM removal efficiencies as a function of reaction time and electrical conductivity (EC) (pH = 7, current = 0.1 A)



**Figure 6.** The effects of initial concentrations on the electrical energy consumption at optimum condition (pH = 7 and current = 0.1 A)

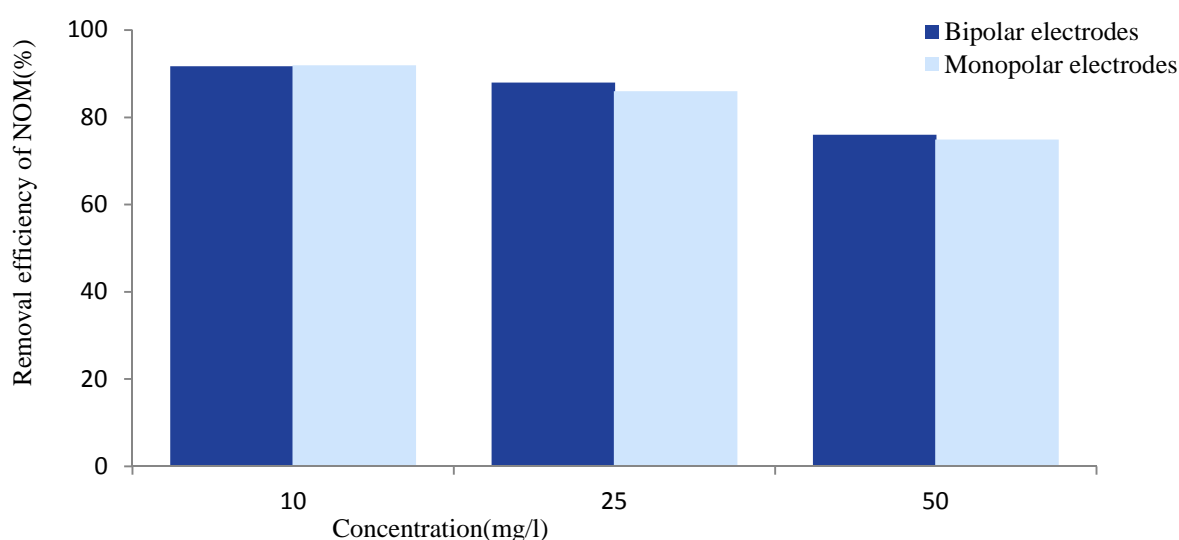
In the present study, by increasing initial NOM concentration, the energy consumption decreased. In this work, electrical conductivity increase in initial NOM concentration. As a result, during an EC treatment system and at a constant current, by increasing the concentration and consequently electrical conductivity of the solution the amount of potential and energy consumption decreases.

**Comparison of NOM removal efficiency for bipolar and monopolar electrodes arrangement at the optimum condition**

As shown in figure 7, NOM removal efficiencies at three concentrations of 10, 25, and 50 mg/l for

bipolar and monopolar connections were followed by the same patterns.

Based on the performed studies, bipolar electrode connection compared to monopolar connection of the electrodes has higher removal efficiencies inorganic pollutants removal. In this study, due to the use of lower concentrations of such compounds, no significant difference was observed for both bipolar and monopolar arrangements of the electrodes. Asselin et al.<sup>31</sup> performed a study to remove organic pollutants by an EC process. It was noted that the higher electrical energy consumption of bipolar connection than monopolar connection was due to the potential difference between the electrodes.



**Figure 7. Natural organic matter (NOM) removal efficiencies for both bipolar and monopolar electrodes connection at optimum condition (pH = 7, current = 0.1 A, and reaction time = 20 min)**

**Table 1. Changes in turbidity, conductivity and pH optimum conditions for bipolar and monopolar electrodes**

| Electrode type               | Experiments   |           |           |             |             |             |
|------------------------------|---|-----------|-----------|-------------|-------------|-------------|
|                              | Electrode connection or arrangement (Aluminum/Iron) |           |           |             |             |             |
|                              | Bipolar 1   | Bipolar 2 | Bipolar 3 | Monopolar 1 | Monopolar 2 | Monopolar 3 |
| Current intensity (A)        | 0.1   | 0.1       | 0.1       | 0.1         | 0.1         | 0.1         |
| NOM concentration (mg/l)     | 10.0  | 25.0      | 50.0      | 10.0        | 25.0        | 50.0        |
| Treatment time (min)         | 20.0  | 20.0      | 20.0      | 20.0        | 20.0        | 20.0        |
| Initial pH                   | 7.0   | 7.0       | 7.0       | 7.0         | 7.0         | 7.0         |
| Final pH                     | 7.7   | 7.5       | 7.7       | 7.4         | 7.6         | 8.0         |
| Initial conductivity (µs/cm) | 279   | 417.0     | 808.0     | 279.0       | 417.0       | 808         |
| Final conductivity (µs/cm)   | 179.1   | 380.0     | 743.0     | 184.0       | 375.0       | 734         |
| Initial turbidity (NTU)      | 5.6   | 10.6      | 20.8      | 5.6         | 10.6        | 20.8        |
| Final turbidity (NTU)        | 0.5   | 1.0       | 3.5       | 0.1         | 0.1         | 2.5         |

NOM: Natural organic matter; NTU: Nephelometric turbidity units



In addition, they noted that electrical resistivity generated between the electrodes in bipolar EC system is higher than that for monopolar one. This increases the electrical potential and subsequently organic pollutants removal rate. Our results are consistent with the results of Asselin et al.<sup>31</sup>

### Variations of pH, turbidity, and electrical conductivity during the process

The variations in the turbidity, electrical conductivity, and pH at optimum condition are presented in table 1.

It is obvious from table 1 that pH values for bipolar and monopolar connections of the electrodes remain in the neutral range. However, the turbidity and electrical conductivity decrease for both electrode connections.

In many studies, researchers always agree on this principle that pH parameter has a moderate variation during an EC system. It is also mentioned that pH variations depend on the electrode material and initial pH. This is an important subject because according to the final pH, after the treatment process the effluent can be discharged into water bodies such as rivers, lakes, and seas without any pH adjustment.<sup>15</sup> The standard of pH for discharging effluent into water bodies is in the range of 6-9.<sup>32</sup> In this study, the final pH after treatment process was in the standard range and it did not have any problem for discharging into the environment.

### Conclusion

The results of this study showed that the EC process by using of iron and aluminum as the electrodes can remove high concentrations of NOM. Therefore, the EC process with Al-and Fe-electrodes can be used as an effective and promising method for treatment of water containing contaminants such as NOM. Additionally, its high removal efficiency allowing the discharge of the effluent into the environment.

### Conflict of Interests

Authors have no conflict of interests.

### Acknowledgements

The authors would like to thank the Faculty of Health of Tehran University of Medical Sciences for Technical support.

### References

1. Zazouli MA, Nasserri S, Mesdaghinia A. Study of Natural Organic Matter Characteristics and Fractions in Surface Water Resources of Tehran. *Iran J Health Environ* 2008; 1(1): 1-7.
2. Crittenden JC, Trussell RR, Rhodes R, Hand DW, Howe KJ, Tchobanoglous G. *MWH's Water Treatment: Principles and Design*. New Jersey, NJ: Wiley; 2012.
3. Goslan EH, Fearing DA, Banks J, Wilson D, Hills P, Campbell AT, et al. Seasonal variations in the disinfection by-product precursor profile of a reservoir water. *J Water SRT-Aqua* 2002; 51: 475-82.
4. Huang H, Lee N, Young T, Gary A, Lozier JC, Jacangelo JG. Natural organic matter fouling of low-pressure, hollow-fiber membranes: Effects of NOM source and hydrodynamic conditions. *Water Res* 2007; 41(17): 3823-32.
5. Fan L, Harris JL, Roddick FA, Booker NA. Influence of the characteristics of natural organic matter on the fouling of microfiltration membranes. *Water Res* 2001; 35(18): 4455-63.
6. Huang W, Peng P, Yu Z, Fu J. Effects of organic matter heterogeneity on sorption and desorption of organic contaminants by soils and sediments. *Applied Geochemistry* 2003; 18(7): 955-72.
7. Saeedi R, Naddafi K, Nabizadeh R, Mesdaghinia A, Nasserri S, Alimohammadi M, et al. Simultaneous Removal of Nitrate and Natural Organic Matter from Drinking Water Using a Hybrid Heterotrophic/Autotrophic/Biological Activated Carbon Bioreactor. *Environ Eng Sci* 2012; 29(2): 93-100.
8. Babi KG, Koumenides KM, Nikolaou AD, Makri CA, Tzoumerkas FK, Lekkas TD. Pilot study of the removal of THMs, HAAs and DOC from drinking water by GAC adsorption. *Desalination* 2007; 210(1-3): 215-24.
9. Feering DA. Process options for the water treatment of humic rich waters [PhD Thesis]. Bedford, UK: School of Water Science, Cranfield University; 2004.
10. Daneshvar N, Sorkhabi HA, Kasiri MB. Decolorization of dye solution containing Acid Red 14 by electrocoagulation with a comparative investigation of different electrode connections. *J Hazard Mater* 2004; 112(1-2): 55-62.
11. Kim TH, Park C, Shin EB, Kim S. Decolorization of disperse and reactive dyes by continuous electrocoagulation process. *Desalination* 2002; 150(2): 165-75.

12. Bayramoglu M, Eyvaz M, Kobya M. Treatment of the textile wastewater by electrocoagulation: Economical evaluation. *Chemical Engineering Journal* 2007; 128(2-3): 155-61.
13. Tezcan UU, Koparal AS, Bakir OU. Electrocoagulation of vegetable oil refinery wastewater using aluminum electrodes. *J Environ Manage* 2009; 90(1): 428-33.
14. Mollah MY, Schennach R, Parga JR, Cocke DL. Electrocoagulation (EC)-science and applications. *J Hazard Mater* 2001; 84(1): 29-41.
15. Bazrafshan E, Joneidi Jaafari A, Kord Mostafapour F, Biglari H. Humic acid Removal from Aqueous Environments by Electrocoagulation Process Dued with Adding Hydrogen Peroxide. *Iran J Health Environ* 2012; 5(2): 211-24.
16. Koparal AS, Yildiz YS, Keskinler B+, Demircioglu N. Effect of initial pH on the removal of humic substances from wastewater by electrocoagulation. *Separation and Purification Technology* 2008; 59(2): 175-82.
17. Mollah MY, Pathak SR, Patil PK, Vayuvegula M, Agrawal TS, Gomes JA, et al. Treatment of orange II azo-dye by electrocoagulation (EC) technique in a continuous flow cell using sacrificial iron electrodes. *J Hazard Mater* 2004; 109(1-3): 165-71.
18. Janssen LJJ, Koene L. The role of electrochemistry and electrochemical technology in environmental protection. *Chemical Engineering Journal* 2002; 85 (2-3): 137-46.
19. Chen G. Electrochemical technologies in wastewater treatment. *Separation and Purification Technology* 2004; 38(1): 11-41.
20. Ghernaout D, Ghernaout B, Saiba A, Boucherit A, Kellil A. Removal of humic acids by continuous electromagnetic treatment followed by electrocoagulation in batch using aluminium electrodes. *Desalination* 2009; 239(1-3): 295-308.
21. Chou WL, Wang CT, Hsu CW, Huang KY, Liu TC. Removal of total organic carbon from aqueous solution containing polyvinyl alcohol by electrocoagulation technology. *Desalination* 2010; 259(1-3): 103-10.
22. Hsing HJ, Chiang PC, Chang EE, Chen MY. The decolorization and mineralization of acid orange 6 azo dye in aqueous solution by advanced oxidation processes: a comparative study. *J Hazard Mater* 2007; 141(1): 8-16.
23. Irdemez S, Demircioglu N, Yaldiz YS, Züleyha Bingül. The effects of current density and phosphate concentration on phosphate removal from wastewater by electrocoagulation using aluminum and iron plate electrodes. *Separation and Purification Technology* 2006; 52(2): 218-23.
24. Izquierdo CJ, Canizares P, Rodrigo MA, Leclerc JP, Valentin G, Lopicque F. Effect of the nature of the supporting electrolyte on the treatment of soluble oils by electrocoagulation. *Desalination* 2010; 255(1-3): 15-20.
25. Vepsäläinen M, Pulliainen M, Sillanpää M. Effect of electrochemical cell structure on natural organic matter (NOM) removal from surface water through electrocoagulation (EC). *Separation and Purification Technology* 2012; 99: 20-7.
26. Ho KJ, Liu TK, Huang TS, Lu FJ. Humic acid mediates iron release from ferritin and promotes lipid peroxidation in vitro: a possible mechanism for humic acid-induced cytotoxicity. *Arch Toxicol* 2003; 77(2): 100-9.
27. Heidmann I, Calmano W. Removal of Ni, Cu and Cr from a galvanic wastewater in an electrocoagulation system with Fe-and Al-electrodes. *Separation and Purification Technology* 2010; 71(3): 308-14.
28. Yildiz YS, Koparal AS, Irdemez S, Keskinler B. Electrocoagulation of synthetically prepared waters containing high concentration of NOM using iron cast electrodes. *J Hazard Mater* 2007; 139(2): 373-80.
29. Gomes JA, Daida P, Kesmez M, Weir M, Moreno H, Parga JR, et al. Arsenic removal by electrocoagulation using combined Al-Fe electrode system and characterization of products. *J Hazard Mater* 2007; 139(2): 220-31.
30. Gharibi H, Sowlat MH, Mahvi AH, Keshavarz M, Safari MH, Lotfi S, et al. Performance evaluation of a bipolar electrolysis/electrocoagulation (EL/EC) reactor to enhance the sludge dewaterability. *Chemosphere* 2013; 90(4): 1487-94.
31. Asselin M, Drogui P, Brar SK, Benmoussa H, Blais JF. Organics removal in oily bilgewater by electrocoagulation process. *J Hazard Mater* 2008; 151(2-3): 446-55.
32. Institute of Standards and Industrial Research of Iran. Drinking water-Specifications of industrial effluents National Standard NO.2439 [Online]. [cited 1974]. Available from: URL: <http://www.isiri.org/portal/files/std/2439.htm>